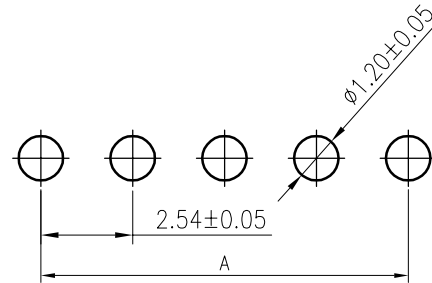
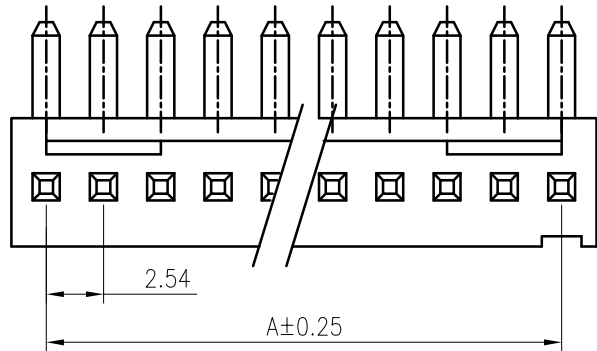
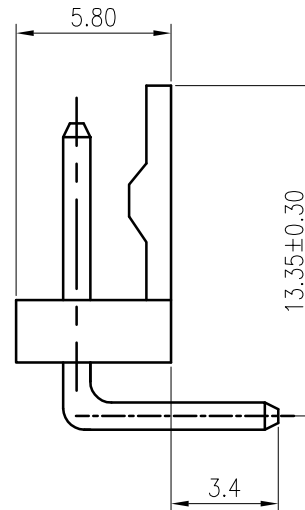
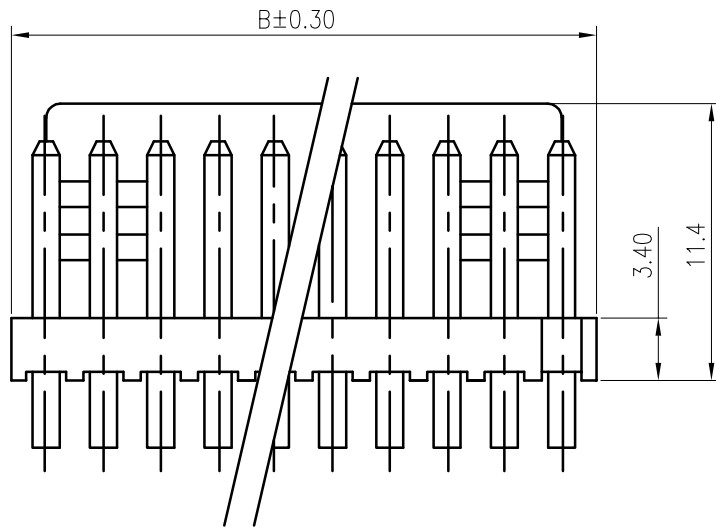


RoHS  
COMPLIANT



P.C.B LAYOUT



SPECIFICATIONS

1. Current rating: 4A AC, DC
2. Voltage rating: 250V AC,DC
3. Temperature range: -40°C ~ +105°C
4. Insulation resistance: 1000MΩ Min.
5. Withstanding voltage: 1000V AC/ minute.
6. Contact resistance: 10mΩ Max.

Material:

Insulator: PA66 UL 94V-0  
Contact: Brass  
Plating: Tin plated over Nickel  
Mate with KR2540 series Housing  
Ordering Code:

C2540RD \*\*\* 22 T01 01 PA

No.of Circuits  
102:2,115:15

Circuits	Dimensions		Circuits	Dimensions	
	A	B		A	B
2	2.54	5.08	12	27.94	30.48
3	5.08	7.62	13	30.48	33.02
4	7.62	10.16	14	33.02	35.56
5	10.16	12.70	15	35.56	38.10
6	12.70	15.24	16	38.10	40.64
7	15.24	17.78	17	40.64	43.18
8	17.78	20.32	18	43.18	45.72
9	20.32	22.86	19	45.72	48.26
10	22.86	25.40	20	48.26	48.26
11	25.40	27.94			

F	△3			TOLERANCE	TITLE: MX2510 DIP 90° Wafer 右弯	DRAWN: Arvin 2020.5.12		KONNRA 东莞市康瑞电子有限公司 DongGuan Konnra Electronics Co., Ltd.	
	△2	更改料号及图框格式	Arvin	2020.05.12		X. X ±0.30 X. XX ±0.20 X. XXX ±0.10 Angle ±2°	CHECKED:	APPROVED:	PART NO.: C2540RD***22T0101PA
MARK	REVISION DESCRIPTION	SIGNATURE	DATE	UNIT: mm	SCALE: N/A	SHEET: 1/1	PROJECTION	REV.: A2	DRAWING NO.: 2540WRD101-A-S
1	2	3	4	5	6	7	8	9	